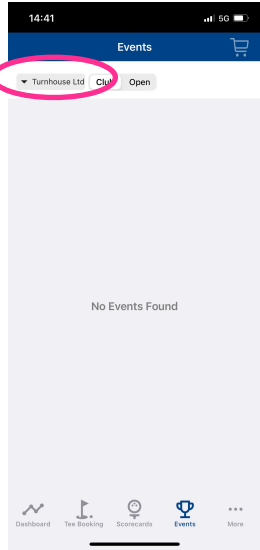




BOOKING A MCLGA COMPETITION ON THE SG APP USING AN IPHONE

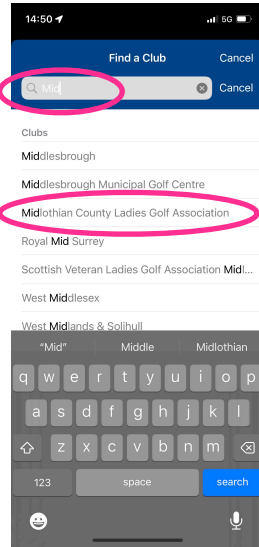
Open your SG App, select the Events icon at the bottom of the screen and follow the steps below to book an individual or team competition. If you have any queries or need help, contact competitions@mclga.com. **NB - When you have completed the booking, click on Bookings in your dashboard. If you don't see the competition or you did not receive an email (from MCLGA - check junk), you are not booked in and must get in touch.**

Click on the down arrow beside your club, making sure Club (and not Open) is highlighted



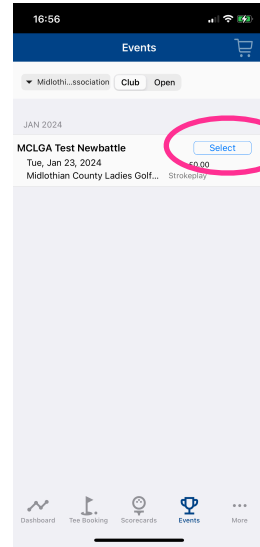
1

Start to Type in "Midlothian" and select



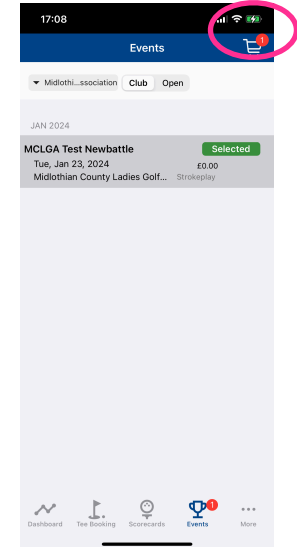
2

Press 'Select'



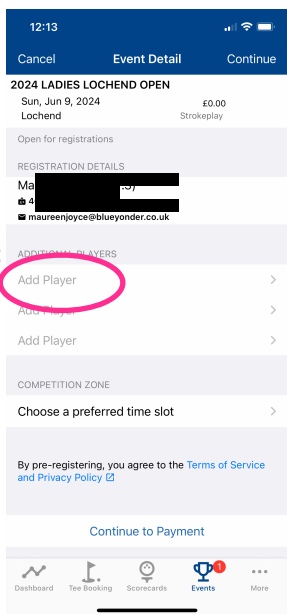
3

Now Select the shopping cart Top Right



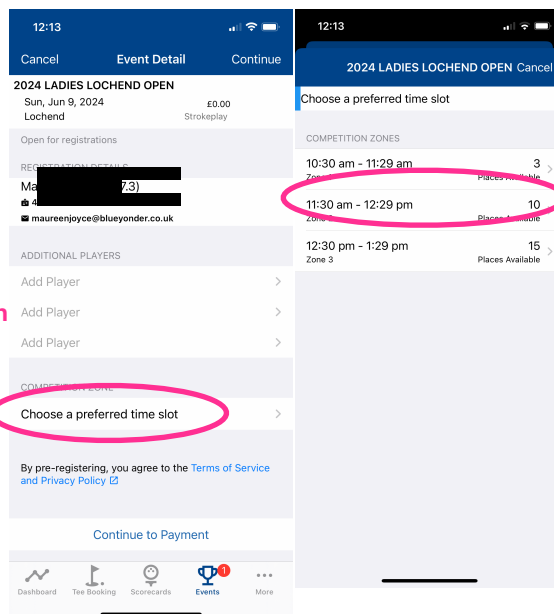
4

For Team Competitions, select 'Add Player' and Select. Friends will be listed. To find players, select club and start to type in Surname



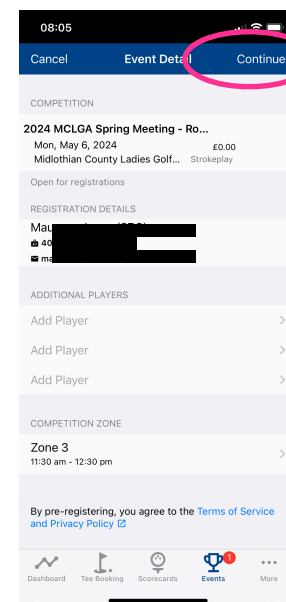
5

Unless it is a matchplay competition, you must select 'Choose a preferred time slot'. Then select one of the time slots which has places available in the next screen



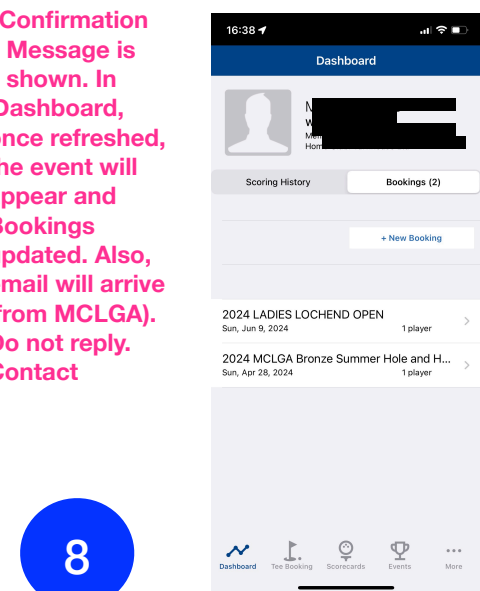
6

You will then be taken back to the main screen. Now press 'Continue' at the top of the screen. (NB: payment must be made separately via Bank Transfer as instructed)



7

Confirmation Message is shown. In Dashboard, once refreshed, the event will appear and Bookings updated. Also, email will arrive (from MCLGA). Do not reply. Contact



8